

2 Landing sharks with fins attached

The Fisheries (Commercial Fishing) Regulations 2001 require that for all non-quota management system (QMS) species, spiny dogfish, and blue shark, any fins to be landed must be attached to the remainder of the shark.

Blue shark

If you are planning to land the fins of any blue shark they must be attached to the trunk of the shark.

If you are retaining blue shark fins, you may land the shark either green (whole) or as the new primary landed state of **“SHARK FINS ATTACHED”** (SFA). This landed state is described as the shark being processed to the dressed state (see Figure 1 over the page) and then the fins re-attached by some artificial means. This includes (but is not limited to) stitching them on, or storing both the dressed trunk and the fins in the same bag (one shark per bag).

This rule will allow the small fishery for blue shark meat to continue, by allowing processing at sea to maximise the value of the fish, but still allowing for retention of the fins.

Note that you are not required to land the fins; you may land a different primary landed state of blue shark. It is only if you wish to retain the fins that you must land it in either the **“SHARK FINS ATTACHED”** state or green. You will also be allowed to return unwanted blue shark to the sea under Schedule 6 provisions (see fact sheet 4).

Spiny dogfish and all non-QMS species

For spiny dogfish and non-QMS species, any fins landed must be **naturally** attached to the remainder of the shark. This means that there must be some portion of uncut skin connecting the fins to the body. If you are retaining fins, you may land these sharks either as green (whole) or as the new primary landed state **“SHARK FINS ATTACHED”**. This is defined for spiny dogfish and all non-QMS species as the fish being processed to the headed and gutted state with the primary fins naturally attached (i.e. the pectoral fins, dorsal fins and some or all of the caudal (tail) fin).

You may cut the fins to allow them to be folded flat against the fish, or to allow for bleeding, but they must remain naturally attached to the trunk of the shark if they are being landed.

Note that this does not preclude landing another primary landed state. It is only if you wish to retain the fins that you must land it in the **“SHARK FINS ATTACHED”** state.

Non-QMS species can also be legally returned to the sea (dead or alive) if you don't wish to retain them (reported on landing returns against destination type code 'D'). Spiny dogfish can be returned (dead or alive) and reported on landing returns under the destination type code 'M'.

FOR MORE INFORMATION

Fact sheet 1 – Conservation and management of New Zealand sharks

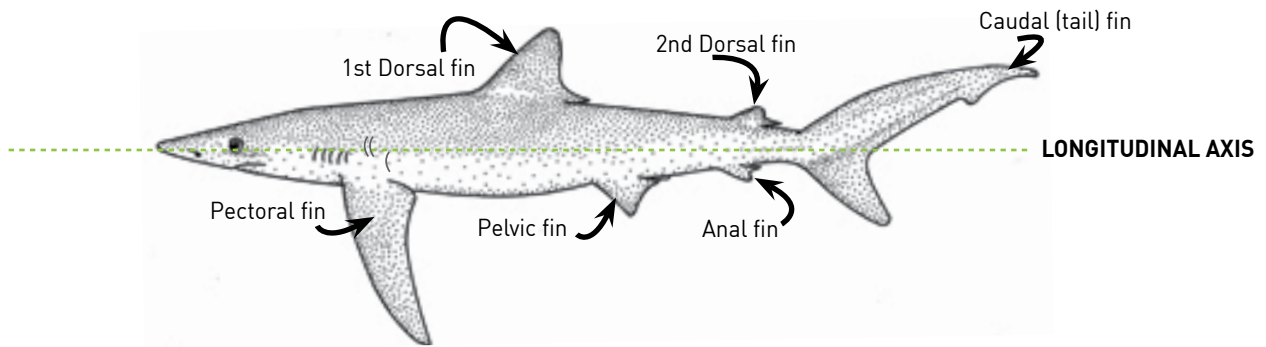
Fact sheet 3 – Landing shark fins subject to a ratio

Fact sheet 4 – Requirements for returning sharks to the sea (Schedule 6)

A copy of the regulations is available at: <http://legislation.govt.nz>

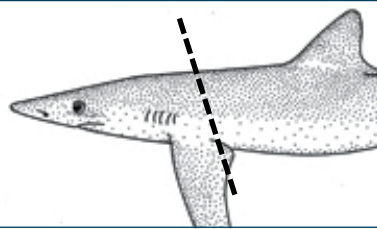
The content of this Fact Sheet is information only. The requirements are set out in the Fisheries (Commercial Fishing) Regulations 2001 and the *Fisheries (Shark Fin to Greenweight Ratios) Circular 2014*. The Ministry for Primary Industries does not accept any responsibility or liability for any error of fact or opinion, nor any consequences of any decision based on this information.

FIGURE 1: BLUE SHARK (BWS) DRESSED (DRE)



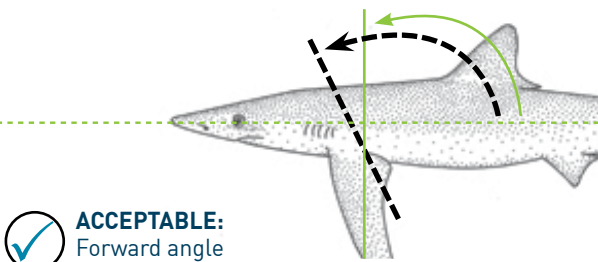
The body of a fish from which the head, gut and fins have been removed with:

1) the anterior cut being a straight line passing immediately behind the posterior insertions of both pectoral fins.

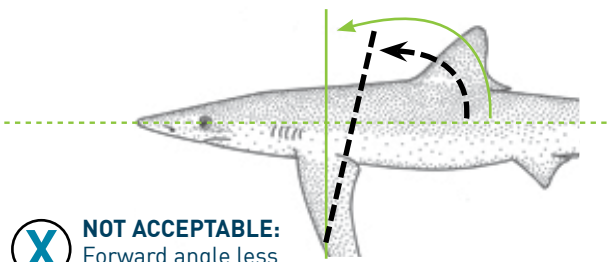


(The posterior insertion of the pectoral fin means the point along the body of a fish at which the rear [posterior] edge of the pectoral fin emerges.)

2) the forward angle of the anterior cut not less than 90 degrees in relation to the longitudinal axis of the fish.

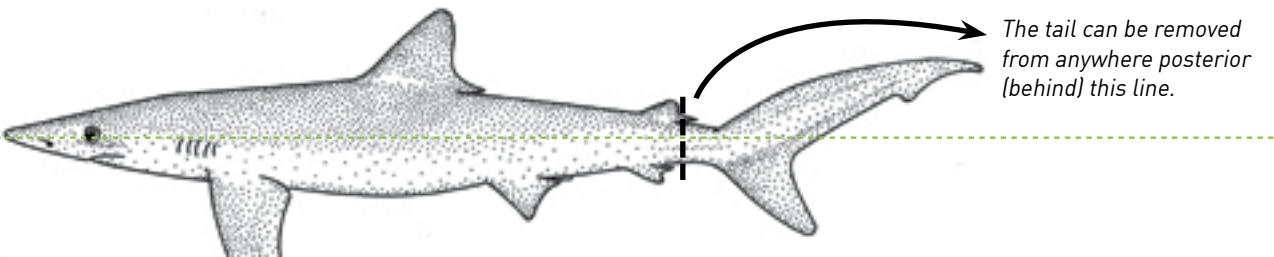


ACCEPTABLE:
Forward angle greater than 90°

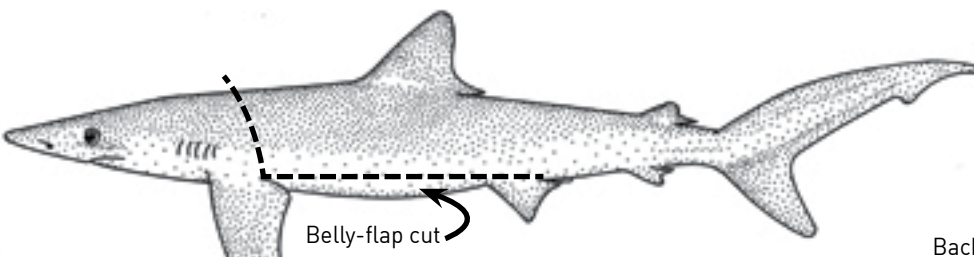


NOT ACCEPTABLE:
Forward angle less than 90°

3) no part of the tail cut forward of the posterior base of the anal fin.



4) the belly-flap may be removed by a cut, no part of which is dorsal to the cartilaginous backbone.



CROSS-SECTION:
No part of belly-flap cut to be above this line

